




Bella Vetro™ Series Glass Tile (Shelving) Revised: 1/4/16
Installation Procedures For The Following Models:

**Models
T400-001**



TileWare Products Bella Vetro™ Glass Tile (Shelving) series is manufactured by fusing clear glass with ceramic glazes at a high temperature. Glass tile shelves may be used in interior and exterior applications, in both wet and dry locations. All shelves are 6mm thickness. Glass tile shelves were designed to work principally with our **Structural Surfaces™ - Claddy-T™ Tile-over Tray**.

This installation process is specific, addressing how to install Bella Vetro™ Glass Tile with Claddy-T™ Tray (pictured below). Both shelf and tray require no modifications, cutting or drilling. Each were pre-sized in our factory to work together.




Bella Vetro™ Glass




Claddy-T™ Tile-over Tray

Use ANSI A118.1 unmodified thin-sets 'only' inside the tray and to back-butter glass tile shelving.



Fill tray with unmodified thin-set 'only', flatten with notch trowel



Back-butter glass tile with a 1/4" x 1/4" notched trowel. Use unmodified thin-set 'only'



PRODUCT LIMITATION

Outlined installation instructions were designed to work exclusively with TileWare Products Bella Vetro™ Glass and Claddy-T™ Tray products. Other uses for our glass tile shelves are not intended to be covered or addressed in these instructions. Use ANSI A118.1 unmodified thin-set mortar 'only'. Install glass shelf tile before wall tile. Specified thin-set is intended to create density in tray. **DO NOT USE MODIFIED THIN-SETS WITH BELLA VETRO™ GLASS BECAUSE OF SHRINKAGE.** NOTE: THIS PRODUCT IS NOT DESIGNED AS A FOOT REST OR SUPPORT. DO NOT USE GLASS TILE INDEPENDENTLY OF TRAY AND INSTALLATION SYSTEM. DO NOT INSTALL OVER FLEXIBLE SURFACES OR UNSECURED SUBSTRATES. DO NOT EXPOSE GLASS TILES TO HIGH ABRASION, STRONG IMPACT, MECHANICAL STRESSES OR THERMAL SHOCK.

Thank you for using our products!

TileWare Products
PO Box 793, Hickory, NC 28603
Technical Support: 828-322-9273
Email: info@tilewareproducts.com
www.tilewareproducts.com